

# Sleeve Washing

Flexo Industry



# CleanSolutions

## Sustainable cleaning solutions for all needs

- Specially designed to be used in FW cleaning units and ensure a long lifetime of your machines.
- Developed by cleaning experts with a focus on cleaning any type of ink or part without causing damage.
- Tailormade liquids for your specific needs.

### Sustainable

Solvent-free  
Free of metals  
Minimal impact on  
environment

### Certified

ROHS  
ISEGA  
REACH

### Customized

VOC-free liquids  
Premixed liquids  
Special requirements

### One-stop-shop

Full portfolio  
Tailormade liquids  
On stock worldwide



Shop all CleanSolutions liquids on  
the Flexo Wash B2B Webshop!



[shop.flexowash.com](https://shop.flexowash.com)



## Developed to ensure high print quality

The Flexo Wash CleanSolutions liquids are of high durability and formulated for easy handling, trouble-free operation, and long service intervals. This makes sustainable cleaning liquids an affordable alternative to solvents, thus providing a safer cleaning of press parts and a cleaner environment.

The Flexo Wash cleaning systems are built to clean with sustainable cleaning solutions and to consume as little cleaning liquid as possible. In all our machines the liquid is always filtrated and recirculated to be reused.

The solutions are developed to meet today's demands of high print quality and productivity. To obtain this if you make sure that your aniloxes, printing plates, and other press parts are kept clean.

### Minimal impact on environment

Flexo Wash continues to develop cleaning solutions with a focus on minimizing the environmental impact and you will find both low VOC and VOC-free cleaning

solutions in the Flexo Wash product portfolio as well as food packaging-compliant solutions certified by ISEGA.

We also offer cleaning solutions with low COD (chemical oxygen demand), which reduces the oxygen demand for wastewater.

### Specific inks require specific solutions

You need to use the right cleaning liquid, for the specific type of ink, in your cleaning machine to get the optimal cleaning results.

Among our wide portfolio of cleaning liquids you will find solutions suitable for cleaning all types of press parts and inks in both Flexo Wash and non-Flexo Wash cleaning systems.

We are always ready to guide you towards the best cleaning solution for you and your needs.



# Sleeve Washing

Flexo Wash offers a variety of equipment for cleaning of sleeves of all dimensions and types. The sleeve washers will clean all types of rubber sleeves, laser-engraved print sleeves, plates mounted on sleeves etc.

Flexo Wash supplies two types of washing units for sleeves:

- Single sleeve washing
- Multiple sleeve washing

## Our Solution

- Fully automatic and extremely gentle cleaning process for all types of ink
- Minimal maintenance is required
- The unit has a long life time
- Environmentally friendly cleaning



# Sleeve Washing

## The Flexo Wash Way

All Sleeve Washers are designed to clean all types of print sleeves and all types of inks. The eco-friendly cleaning liquids from Flexo Wash are specially developed to efficiently remove the different types of inks from the sleeves in only a few minutes.

### Washing

This unique combination of the FW cleaning liquid and soft rotating brushes ensures an effective cleaning without any risk of damaging the plate or sleeve. The sleeve is rotating during the entire process thus ensuring an even and thorough cleaning.

### Re-use

The cleaning liquid is filtrated and recirculated to be reused to minimize liquid consumption. The rinse water can also be led to a recirculation unit (optional) to be filtrated and ready for reuse.

### Draining

After the washing cycle the liquid is drained back to the wash tank. Drain time is 2-3 minutes.

### Drying

Finally, the water is removed from the sleeve by compressed air. The sleeve rotates during the entire process, which only takes about 10 minutes. Afterwards the sleeve is clean and dry and can be stored or put into production immediately.

### Rinsing

Thereafter, the sleeves are after rinsed with high-pressure water.

## Case Story

In order to keep up with the amount of sleeves that needed washing every day, Danish printer company Amcor invested in a multi-sleeve unit from Flexo Wash.

"Compared to having a wash unit for only one sleeve, we are today, with the Sleeve Washer, saving around 10 man hours per day", Print Supervisor Mogens Gloggengiehser explains, "And the operator can now focus on other press-makeready functions instead of washing."

When asked about comparing the Sleeve Washer with manual washing of the sleeves, Gloggengiehser replies: "We have always used automatic equipment to wash our sleeves and I can only imagine how many man

hours could be saved by going from manual washing to the Sleeve washer from Flexo Wash."

Always 100% clean sleeves



The Amcor Sleeves are taken to the wash room directly after printing, where they are cleaned within 2-3 hours before being left for storage.

"In this way we always have 100% clean sleeves and we never have to worry about problems occurring from dirty sleeves", says Gloggengiehser and continues:

"The 10 minute wash cycle fits our working routine very well and the flow of sleeves from printing to washing to storage works very well for us."

*"... I can only imagine how many man hours could be saved by going from manual washing to the Sleeve washer from Flexo Wash"*

1: Washing, 2: Draining, 3: Rinsing, 4: Drying







# Sleeve Washing

## Gentle & efficient cleaning


The unique technology combines the use of cleaning liquid, brushes, high-pressure water, and compressed air, which ensures a gentle and efficient cleaning of the sleeve.

In all sleeve washers it is possible to wash sleeves of various lengths and diameters. Rubber cones or adaptors in the machine ensure that liquid does not enter the inside of the sleeves.



Before

After



1. When cleaning multiple sleeves, the high-pressure water nozzles gently rinse the sleeves before the air stream dries the surface.
2. Both the nozzles and brushes are placed on a movable bar which moves up and down during the wash cycle (multiple sleeve cleaning).
3. The multi-sleeve cleaning unit is equipped with special-made soft brushes that ensure efficient yet gentle cleaning of the sleeve.
4. In the single-sleeve cleaning unit the nozzle and air stream are also placed on a movable bar moving from one side to the other during the wash cycle.
5. The process indicator lamp lights green when the cleaning cycle is in progress.
6. The full-length special-made soft brush ensures a high-quality cleaning result in the single-sleeve cleaning unit.
7. In the multi-sleeve cleaning machine, the top bar is adjustable making it possible to wash sleeves of various lengths in the same machine.



# Sleeve Washing

## Which machine should I choose?

Flexo Wash offers a variety of solutions for cleaning of sleeves of all dimensions and types. The Sleeve Washers will clean all types of rubber and laser-engraved sleeves. Plates mounted on sleeves can be cleaned as well.



### Single sleeve washing

With the SL 2000-2500.NXT-series Flexo Wash presents a new generation of cleaning machines. All units are produced with the .NXT features which means easier handling, improved technology, focus on less liquid consumption and sustainable solutions.

### Multiple sleeve washing

With the SL 6/8V, you can clean up to 8 sleeves simultaneously in one single unit. The machine is designed to clean all types of inks with eco-friendly cleaning liquids. The sleeves are easily loaded into the machine vertically.

	Max. sleeves per wash	Max. diameter*	Max. cleaning length	Max. sleeve weight
SL 2000.NXT	1	340 mm (13,4")	1380 mm (54,3")	50 kg (110 lbs)
SL 2500.NXT	1	340 mm (13,4")	1880 mm (74")	50 kg (110 lbs)
SL3000 DLE.NXT	1	450 mm (17,7")	2500 mm (98,4")	50 kg (110 lbs)
SL 6V	6	300 mm (11,8")	1700 mm (69,9")	25 kg (55 lbs)
SL 6V XL	6	350 mm (13,8")	1700 mm (69,9")	25 kg (55 lbs)
SL 6V XXL	6	350 mm (13,8")	2200 mm (86,6")	25 kg (55 lbs)
SL 8V	8	280 mm (11")	1700 mm (67")	20 kg (44 lbs)

\* Outer diameter



# CONTACT

Langs Skoven 38  
DK-8541 Skoedstrup  
Denmark  
+45 8699 3631  
[flexowash.com](http://flexowash.com)  
[info@flexowash.com](mailto:info@flexowash.com)